





# GUIDED PATHWAYS

## 2014\* Cohort Two-Year Outcomes

-  **41%** Are still enrolled at CCC
-  **16%** Transferred to another institution
-  **8%** Completed a certificate or degree at CCC

## 2010\* Cohort Six-Year Outcomes

-  **3%** Are still enrolled at CCC
-  **10%** Transferred to another institution and completed a certificate or degree
-  **30%** Transferred to another institution and did *not* complete a certificate or degree
-  **10%** Completed a certificate or degree at CCC

*\*Note: The 2014 cohort and 2010 cohort are separate groups of students. The year represents the fall term the students began course work at CCC.*

For more info contact:  
Lisa Anh Wang | [lisa.wang@clackamas.edu](mailto:lisa.wang@clackamas.edu)

Data Source: *Voluntary Framework of Accountability*